

TBT

< Charleston Region Preview >



charge + haner present

"Zoom the TBT"

6/29/21

"Regional Previews"



< sponsor >



1



16



8



9



5



12



4



13



6



11



3



14



7



10



2



15

the matchup zone

zoom the
TST
w/ charge
+ haner



6/29/21



1

8



16

9

the matchup zone

zoom the
T&T
w/ charge
+ haner



6/29/21



1

VS

16



the matchup zone

zoom the



w/ charge
+ haner



6/29/21

Sideline Cancer (1)																							
	College	League	Season	Team	GP	GS	MIN	PTS	TRB	AST	FGM	FGA	FG%	3PM	3PA	3P%	FT%	OFF	DEF	STL	BLK	PF	TOV
Marcus Keene	G	Central Michigan	Russia 1	2020-21 BC Kalev-Cramo	22	21	29.5	20.0	3.2	5.1	7.5	16.1	46.3%	3.1	8.1	37.4%	75.0%	0.3	2.9	1.0	0.1	2.8	3.6
Maurice Creek	G	George Washington	Romania 1	2020-21 Steaua CSM EximBank Bucures	24	15	27.4	13.5	4.2	2.6	4.5	11.6	38.4%	2.5	7.3	33.5%	74.3%	0.8	3.4	1.4	0.3	2.4	2.2
Remy Abell	G	Xavier	Hungary	2020-21 Oroszlanyi Sporteglet E Lions	35	35	28.5	16.0	2.5	2.9	5.6	11.6	48.6%	1.7	4.8	34.3%	79.6%	0.5	2.0	1.3	0.0	1.6	1.7
Trey Lewis	G	Louisville	Israel 1	2020-21 Maccabi Rishon Lezion	12	7	26.5	14.3	2.0	1.9	4.6	10.8	42.3%	2.5	6.7	37.5%	77.5%	0.3	1.8	1.0	0.1	1.9	1.1
Raymond Cowels	G	Santa Clara	Poland	2020-21 Spojnia Stargard Szczecinski	30	29	31.4	13.5	4.8	1.5	4.5	11.2	40.2%	2.5	6.5	38.8%	75.6%	1.1	3.7	1.3	0.4	2.4	2.1
Jamel Artis	F	Pittsburgh	France 1	2020-21 Chorale Roanne Basket	27	23	28.8	11.4	2.7	2.1	4.0	8.8	45.6%	1.4	3.5	38.9%	75.0%	0.8	2.0	0.7	0.2	2.2	1.4
Devonte Upson	F	Southeastern Lou.	Italy 1	2020-21 Pallacanestro Trieste 2004	27	5	17.9	7.1	4.2	0.6	2.9	4.3	67.8%	-	0.1	0.0%	61.0%	1.9	2.3	0.5	0.4	2.0	0.6
Eric Thompson	C	Pacific	Israel 1	2020-21 Hapoel Beer Sheva	18	14	22	7.8	6.3	0.8	2.8	5.3	52.1%	-	-	0.0%	59.4%	3.1	3.2	1.0	0.9	2.9	1.7

Stats provided by @TBTthoughts



Founding Fathers (16)																							
	College	League	Season	Team	GP	GS	MIN	PTS	TRB	AST	FGM	FGA	FG%	3PM	3PA	3P%	FT%	OFF	DEF	STL	BLK	PF	TOV
Andre Nation	G	James Madison	NCAA	2014-15 James Madison	12	6	27.5	9.0	2.5	1.8	3.3	7.7	43.5%	0.3	2.0	16.7%	60.0%	0.8	1.7	1.7	0.3	2.1	2.1
AJ Davis	G	James Madison	Canada	2016-17 KW Titans	35	10	23.3	10.3	4.0	2.4	3.8	8.4	45.1%	0.7	2.8	25.5%	75.5%	0.5	3.5	0.7	0.2	2.2	2.5
Cordaryl Ballard	G	Morehead State	Premier BL	2013-14 Lake Michigan Admirals	1	1	-	26.0	9.0	5.0	10.0	24.0	41.7%	3.0	7.0	42.9%	75.0%	2.0	7.0	2.0	1.0	3.0	2.0
Devon Moore	G	James Madison	Germany 2	2017-18 Erdgas Ehingen	8	8	26.5	9.4	2.8	6.1	3.5	8.4	41.8%	0.6	1.8	35.7%	73.7%	0.5	2.3	1.5	0.1	1.9	2.3
Ron Curry	G	James Madison	Hungary	2020-21 Alba Fehervar	27	25	31.6	12.6	3.7	4.5	4.7	9.0	51.6%	1.7	4.5	37.2%	68.9%	0.6	3.2	1.0	0.2	2.4	2.1
Stuckey Mosley	G	James Madison	Portugal	2020-21 Esqueira	18	14	31.5	12.9	3.5	2.3	4.6	11.7	38.9%	2.1	6.3	32.7%	78.0%	0.4	3.1	1.1	0.3	1.6	1.8
Scooter Renkin	G	James Madison	NCAA	2012-13 Indiana University of Pennsylvania	30	24	30.2	12.3	4.6	3.0	3.9	9.8	40.0%	1.6	4.0	40.3%	77.3%	1.5	3.1	1.2	0.3	2.5	2.3
Yancy Gates	F	Cincinnati	Turkey 2	2020-21 Yalova Group Belediye Spor	16	14	27.1	9.1	6.7	1.6	4.0	7.6	52.9%	-	-	0.0%	36.2%	2.3	4.4	0.6	1.3	2.2	1.4
Marquis Mathis	F	James Madison	Romania	2012-13 BC Farul Constanta	15	8	24.0	10.3	4.6	0.9	3.9	9.5	41.3%	0.9	2.9	31.8%	68.8%	1.7	2.9	0.6	0.4	1.7	2.4
Dimitrije Cabarkapa	F	James Madison	NCAA	2016-17 James Madison	28	2	10.2	3.7	2.5	0.1	1.4	3.7	36.9%	0.5	1.4	35.0%	77.8%	0.5	2.0	0.1	0.1	0.9	0.7

Stats provided by @TBTthoughts



VS



8

9

the matchup zone

zoom the
~~TBT~~
 w/ charge
 + haner

PrimeTime Players (8)																							
College	League	Season	Team	GP	GS	MIN	PTS	TRB	AST	FGM	FGA	FG%	3PM	3PA	3P%	FT%	OFF	DEF	STL	BLK	PF	TOV	
Chris Moore	G Charleston Southern	ECBL	2021	PrimeTime Players	11	11	24.5	6.3	10.6	8.6	15.5	55.5%	5.3	10.0	53.0%	82.6%	1.4	4.9	2.0	0.5	0.1	3.7	
Christian Keeling	G North Carolina	UK	2020-21	Glasgow Rocks	17	15	33.6	17.2	5.1	2.8	6.6	14.8	44.5%	1.5	4.9	31.0%	81.1%	0.8	4.3	0.7	0.2	2.2	2.9
James Murray	G Sandhills CC	ECBL	2021	PrimeTime Players	14	7		17.6	4.9	5.5	6.4	13.4	47.8%	3.2	7.8	41.0%	75.0%	1.2	3.7	1.4	0.6	0.1	2.3
Keshun Sherrill	G Augusta University	Turkey 2	2020-21	Kocaeli BSB Kagitspor	32	32	37.6	22.0	4.0	4.0	7.8	17.1	45.9%	2.4	6.3	39.0%	85.4%	0.9	3.1	1.2	0.2	1.7	2.0
Robert Turner	G Texas Tech	France 3	2020-21	Aurore de Vitre	25	20	30.8	20.3	3.6	3.2	7.4	17.4	42.6%	2.4	7.2	33.0%	70.9%	0.7	3.0	1.4	0.0	1.8	2.4
Chris Wray	F Mount Saint Mary's	ECBL	2021	PrimeTime Players	5			7.2	5.0	4.4	3.2	5.4	59.3%	-	-	0.0%	28.6%	2.0	3.0	0.8	1.6	0.6	2.8
Odell Turner	F Wingate	ECBL	2021	PrimeTime Players	13	13		16.7	13.9	4.1	6.4	12.5	51.2%	1.5	5.2	28.8%	64.9%	2.5	11.5	1.0	2.2	0.2	2.4
Sean Bannette	F Wingate	Swiss	2020-21	Fribourg Olympic	25	20	28.3	13.4	4.9	4.4	5.2	9.8	53.7%	0.8	1.7	44.2%	80.6%	1.0	3.9	1.0	0.6	2.4	1.9
Tre McCallum	F DePaul	Slovakia	2020-21	BK Levicki Patrioti Levice	22	18	26.4	9.7	4.3	1.2	3.6	7.0	51.9%	1.4	3.7	37.8%	64.7%	0.9	3.4	1.1	0.3	2.3	1.5
Trevor Booker	F Clemson	ECBL	2021	PrimeTime Players	10	8		25.6	16.6	4.2	10.3	16.8	61.3%	0.5	2.6	19.2%	58.4%	4.8	11.8	1.7	1.5		4.1
Ricardo Glenn	C USC Upstate	ECBL	2021	PrimeTime Players	12	5		22.1	17.9	3.1	10.2	14.9	68.5%	0.4	2.0	20.0%	40.0%	6.1	11.8	0.5	1.0	0.1	2.2

Stats provided by @TBTThoughts

Fort Wayne Champs (9)																						
College	League	Season	Team	GP	GS	MIN	PTS	TRB	AST	FGM	FGA	FG%	3PM	3PA	3P%	FT%	OFF	DEF	STL	BLK	PF	TOV
Taylor Persons	G Ball State	Germany 1	2020-21 * s.Oliver Baskets	9	3	24.5	11.2	3.8	4.0	4.2	9.4	44.7%	0.6	2.1	26.3%	74.1%	0.8	3.0	0.8	-	2.3	1.8
Ronald Moore	G Siena	Hungary	2020-21 * DEAC	27	9	25.9	9.6	3.0	4.8	3.3	8.4	39.0%	2.0	5.8	34.0%	82.9%	0.6	2.4	0.9	0.0	2.6	1.5
Trevion Crews	G Bethel	NCCAA	2020-21 Bethel College (Indiana)	33	33	34.8	24.6	5.2	5.0	8.8	18.0	48.9%	3.4	8.6	39.4%	86.2%	0.7	4.5	2.1	0.2	1.7	2.3
Rashard Odomes	G Oklahoma	Finland 1	2020-21 Joensuu Kataja	22	21	31.8	18.2	6.0	3.1	6.8	12.6	54.0%	0.9	2.2	38.8%	81.2%	1.1	4.9	1.5	0.1	2.6	1.6
Christian James	G Oklahoma	Italy 2	2020-21 Pallacanestro Generale Mantovana	19	18	31.7	17.0	5.4	2.8	5.7	13.9	41.3%	2.0	6.2	32.2%	80.7%	1.1	4.3	1.6	0.2	2.4	2.6
Steph Hicks	F Cal St. Northridge	Taiwan	2020-21 Taishin Dreamers	19		36.9	24.7	13.7	1.8	6.2	11.6	53.2%	2.5	9.0	27.5%	77.2%	3.2	10.5	1.9	0.4	1.7	1.9
Bruno Caboclo	F France 1	2020-21 CSP Limoges	2020-21 CSP Limoges	19	11	22.2	10.8	5.2	0.8	3.9	7.9	49.3%	1.6	3.5	44.8%	65.1%	1.4	3.8	0.5	0.6	2.1	1.4
Demajeo Wiggins	F Bowling Green	G League	2019-20 Greensboro Swarm	20	-	7.3	2.7	3.1	0.4	0.9	2.0	43.6%	-	0.1	0.0%	52.2%	2.0	1.1	0.1	0.2	1.2	0.7
Devin Davis	F Houston	Greece 1	2020-21 GS Lavrio	33	31	23.5	10.5	4.9	0.8	3.8	7.2	52.3%	1.5	3.2	46.2%	80.3%	1.1	3.8	1.0	0.7	3.1	1.6
Ramon Harris	F Kentucky	Greece 1	2019-20 Rethymno	19	18	27.2	5.1	4.8	1.5	1.9	6.0	31.6%	1.3	4.5	27.9%	0.0%	0.4	4.5	0.9	0.2	2.2	1.1
Jamuni McNeace	C Oklahoma	Germany 1	2020-21 HARKO Merlins Crailsheim	30	5	17.9	9.2	4.4	0.2	3.9	5.7	67.8%	-	0.0	0.0%	50.0%	1.7	2.7	0.6	0.7	2.5	1.1

Stats provided by @TBTThoughts



6/29/21

< picks >



< charge >



< haner >



< crawford >



< forman >



< cunanana >

the matchup zone

zoom the
TBT
w/ charge
+ haner



6/29/21



1



16



8



9



5



12



4



13



6



11



3



14



7



10



2



15

the matchup zone

zoom the

TST

w/ charge
+ haner



6/29/21



5



4



12

13



the matchup zone

zoom the
T&T
w/ charge
+ haner



6/29/21



5

VS

12



the matchup zone

zoom the



w/ charge
+ haner



6/29/21

War Ready (5)																							
	College	League	Season	Team	GP	GS	MIN	PTS	TRB	AST	FGM	FGA	FG%	3PM	3PA	3P%	FT%	OFF	DEF	STL	BLK	PF	TOV
Bryce Brown	G Auburn	G League	2020-21	Westchester Knicks	9	2	17.1	5.4	2.0	1.3	1.8	5.6	32.0%	1.2	4.0	30.6%	66.7%	-	2.0	0.8	-	1.3	0.6
Isaiah Williams	G Georgia State	Poland	2020-21	Polpharma Starogard Gdansk	5	3	25.7	14.0	1.0	2.6	4.8	10.8	44.4%	2.4	5.4	44.4%	100.0%	0.4	0.6	0.2	-	2.2	3.2
Kareem Canty	G Auburn	Sweden	2019-20	Norrkoping	3	3	28.1	15.6	2.7	4.0	5.7	17.3	32.7%	1.7	7.7	21.7%	88.9%	1.0	1.7	-	0.3	1.7	4.0
TJ Dunans	G Auburn	Czech	2020-21	BK JIP Pardubice	27	22	29.5	13.7	5.7	4.1	5.4	11.4	47.6%	1.2	3.7	32.7%	60.5%	0.8	4.9	1.6	1.6	2.3	2.5
TJ Lang	G Auburn	NCAA	2018-19	South Florida	35	11	20.0	5.7	2.1	0.7	1.7	5.0	34.3%	1.3	3.8	33.1%	74.5%	0.6	1.6	0.4	0.1	1.7	0.7
Malik Dunbar	F Auburn	Germany 2	2019-20	Artland Dragons	22	14	24.8	13.9	5.3	1.6	5.1	11.5	43.9%	1.5	4.4	33.3%	70.3%	1.1	4.2	1.0	0.8	2.7	2.6
Laron Smith	F Auburn	Spain 3	2020-21	BC Navarra	20	10	22.9	9.2	6.0	0.8	3.9	8.2	47.2%	-	0.1	0.0%	54.7%	1.6	4.4	0.8	0.8	3.0	2.6
Josh Dollard	F Auburn	Lebanon	2020-21	BC Navarra	20	10	22.9	9.2	6.0	0.8	3.9	8.2	47.2%	-	0.1	0.0%	54.7%	1.6	4.4	0.8	0.8	3.0	2.6
Desean Murray	F Auburn	NCAA	2018-19	Western Kentucky	8	6	20.4	9.5	4.5	1.6	3.1	7.1	43.9%	0.4	0.9	42.9%	76.7%	2.1	2.4	0.8	0.4	2.3	1.3
Danjel Purifoy	F Auburn	NCAA	2019-20	Auburn	30	27	26.5	8.5	4.4	1.5	2.8	7.2	38.2%	1.5	4.9	30.1%	83.6%	1.2	3.2	0.8	0.3	1.7	1.0
Cinmeon Bowers	F Auburn	G League	2018-19	Wisconsin Herd	8	0	16.9	6.6	6.1	2.1	2.6	7.5	35.0%	0.4	1.3	30.0%	80.0%	3.4	2.8	0.5	0.8	1.8	0.6

Bucketneers (12)



	College	League	Season	Team	GP	GS	MIN	PTS	TRB	AST	FGM	FGA	FG%	3PM	3PA	3P%	FT%	OFF	DEF	STL	BLK	PF	TOV
AJ Merriweather	G East Tennessee St.	NCAA	2016-17	East Tennessee State	35	34	23.6	8.6	3.6	1.5	2.9	5.7	51.3%	0.8	1.7	46.7%	75.6%	1.0	2.6	1.6	0.1	2.5	1.9
Courtney Pigram	G East Tennessee St.	Cyprus	2020-21	Apop Paphou	17	17	37.6	22.5	4.2	2.3	8.2	19.1	43.1%	3.5	10.3	34.3%	86.0%	1.2	3.0	1.5	0.1	1.9	2.4
Desonta Bradford	G East Tennessee St.	Belgium	2019-20	Basic-Fit Brussels Basketball	17	14	25.8	10.5	3.9	2.8	3.9	9.1	43.2%	0.8	3.8	21.5%	68.9%	0.8	3.1	1.8	0.2	2.6	1.5
Mike Smith	G East Tennessee St.	Belgium	2018-19	Belfius Mons-Hainaut	27	27	29.4	15.8	4.0	2.0	5.7	10.9	52.5%	1.0	2.3	45.9%	85.6%	1.1	2.9	1.2	0.2	2.9	1.6
Nate Miller	G Bowling Green	Korea	2018-19	Seoul Samsung Thunders	36	7	23.2	9.8	5.6	1.8	4.0	11.1	35.7%	1.2	4.5	26.7%	52.3%	1.3	4.3	1.5	0.2	1.2	1.1
TJ Cromer	G East Tennessee St.	Italy 2	2019-20	Old Wild West Udine	25	25	33.5	15.9	4.0	4.0	5.6	12.7	44.2%	1.9	5.4	35.1%	81.4%	0.5	3.5	1.2	0.2	2.3	2.0
Tray Boyd	G East Tennessee St.	NCAA	2019-20	East Tennessee State	34	12	25.9	13.6	2.4	2.2	4.7	11.3	42.0%	2.4	6.3	37.7%	89.6%	0.5	1.9	1.5	0.2	1.4	1.6
Tevin Glass	F East Tennessee St.	Argentina	2020-21	Penarol	2	1	21.1	10.5	4.5	-	2.5	6.0	41.7%	1.0	1.0	100.0%	75.0%	0.5	4.0	-	2.0	2.0	2.0
Isaac Banks	F East Tennessee St.	Luxembourg	2019-20	Etzella Ettelbruck	11	10	34.8	19.7	9.3	2.1	8.7	16.4	53.3%	1.6	3.4	48.6%	30.4%	2.0	7.3	0.6	2.1	3.2	2.4
Justin Tuoyo	C Chattanooga	Poland	2019-20	Spolnia Stargard Szczecinski	5	5	23.1	7.0	3.8	0.4	3.0	8.0	37.5%	-	1.6	0.0%	71.4%	1.6	2.2	0.6	1.6	2.6	1.4
Hanner Mosquera-Perea	C East Tennessee St.	Venezuela	2018-19	Gigantes	17	15	23.3	9.5	4.9	0.8	3.8	6.6	58.0%	-	-	0.0%	64.0%	1.5	3.4	0.5	0.8	2.2	1.7

Stats provided by @TBTThoughts

4



VS

13



the matchup zone

zoom the

TBT

w/ charge
+ haner

Armored Athletes (4)

College	League	Season	Team	GP	GS	MIN	PTS	TRB	AST	FGM	FGA	FG%	3PM	3PA	3P%	FT%	OFF	DEF	STL	BLK	PF	TOV
John Roberson	G Texas Tech	Spain 1	2020-21 Movistar Estudiantes	31	11	22.0	11.2	1.3	3.0	3.7	8.9	41.9%	2.5	6.1	40.4%	95.1%	0.2	1.0	0.5	0.0	1.9	1.3
Sean Armand	G Iona	France 1	2020-21 Chalon-Sur-Saone	28	28	30.2	16.8	3.4	4.6	5.7	11.6	48.8%	2.3	5.0	45.3%	87.3%	0.9	2.5	1.0	0.1	2.7	3.4
Xavier Rathan-Mayes	G Florida State	Romania	2020-21 CSU Atlassib Sibiu	15	13	30.5	19.1	5.7	5.0	6.8	14.8	45.9%	1.6	4.7	34.3%	72.0%	0.9	4.8	1.0	0.2	2.1	3.1
QJ Peterson	G VMI	Denmark	2020-21 Bakken Bears	33	31	27.4	21.9	6.2	4.2	7.2	14.9	48.0%	3.1	7.3	42.1%	89.8%	1.6	4.6	1.5	0.2	1.9	2.1
James Woodard	G Tulsa	Italy	2020-21 Acqua San Bernardo C	13	11	28.5	12.4	3.5	2.2	4.6	11.2	41.1%	2.3	5.8	40.0%	52.4%	0.5	2.9	0.9	-	2.2	1.5
Malcolm Miller	F Holy Cross	G League	2020-21 Salt Lake City Stars	14	13	27.2	8.1	3.3	0.7	2.7	7.1	38.4%	1.7	4.6	37.5%	77.8%	0.7	2.6	1.1	0.6	2.6	1.3
Adonis Thomas	F Memphis	Russia 1	2020-21 Astana Tigers	15	15	29.6	10.9	4.1	1.9	4.2	10.7	39.4%	1.2	4.0	30.0%	64.5%	0.8	3.3	0.6	0.1	1.5	1.6
Coty Clarke	F Arkansas	Israel 1	2020-21 Bnei Herzelia	27	27	36.0	18.1	7.3	5.4	6.3	12.1	52.5%	2.3	4.9	45.9%	77.5%	1.4	5.8	1.2	0.1	2.5	2.7
Dave Dudzinski	F Holy Cross	Belgium	2020-21 Port of Antwerp Giants	31	30	28.5	11.9	6.3	1.5	4.4	8.6	50.9%	1.2	3.1	40.0%	85.3%	2.2	4.1	0.8	0.5	2.3	0.9
Tariq Owens	F Texas tech	G League	2020-21 Long Island Nets	9	1	16.6	8.6	3.0	0.6	3.3	4.8	69.8%	0.1	0.1	100.0%	83.3%	1.1	1.9	0.2	1.4	2.1	0.7
Gyorgy Goloman	C UCLA	Belgium	2020-21 Proximus Spirou Charl	11	9	21.4	10.2	4.8	0.7	3.5	8.2	42.2%	0.3	1.6	17.6%	78.6%	2.0	2.8	0.6	0.5	3.5	1.7

Stats provided by @TBTThoughts



HBC United (13)

College	League	Season	Team	GP	GS	MIN	PTS	TRB	AST	FGM	FGA	FG%	3PM	3PA	3P%	FT%	OFF	DEF	STL	BLK	PF	TOV
Charles Williams	G Howard	NCAA	2019-20 Howard	33	32	34.2	18.5	4.3	1.2	6.5	15.7	41.4%	1.5	4.9	30.0%	70.2%	0.8	3.5	0.7	0.5	2.4	1.7
Rob Colon	G Winston-Salem State	NCAA	2019-20 Winston-Salem State	29	24	29.3	17.0	3.3	1.6	5.2	12.7	41.2%	1.9	5.0	37.0%	78.6%	0.6	2.7	0.8	0.0	2.2	2.0
Steven Whitley	G Norfolk State	NCAA	2019-20 Norfolk State	29	26	26.7	10.1	5.2	3.2	3.5	8.2	42.3%	0.5	2.0	22.0%	62.9%	1.5	3.7	1.5	0.1	2.9	2.3
Tiwian Kendley	G Morgan State	Kosovo	2020-21 Vellaznimi Gjakove	3	3	38.0	16.3	4.7	3.0	6.0	14.7	40.9%	2.3	6.0	38.9%	60.0%	1.3	3.3	1.0	0.7	1.7	3.3
Lamar Morgan	F Coppin State	Portugal	2020-21 Maia Basket	26	25	36.5	18.7	5.5	1.6	6.2	13.9	44.4%	2.7	7.1	37.8%	77.2%	1.3	4.3	1.2	0.2	3.0	3.0
Cletrell Pope	F Bethune-Cookman	NCAA	2019-20 Bethune-Cookman	29	26	29.4	14.2	11.9	1.0	5.1	9.7	52.7%	-	0.1	0.0%	65.7%	4.6	7.3	1.3	1.3	3.7	2.3
Derrick Jamerson	F Norfolk State	Argentina	2020-21 Penarol	5	1	16.6	5.6	1.6	1.0	2.2	4.6	47.8%	0.8	2.2	36.4%	33.3%	0.2	1.4	0.4	-	3.0	1.2
Arnold Fripp	F Coppin State	Finland	2019-20 Kauhajoen Karhu	4	-	8.3	3.8	1.8	0.5	1.5	3.8	40.0%	-	0.5	0.0%	60.0%	0.5	1.3	0.8	-	1.0	-
Phil Carr	F Morgan State	Sweden	2020-21 Norrkoping	43	41	29.1	13.5	6.7	1.3	4.7	9.9	48.1%	1.4	3.9	36.5%	86.0%	1.5	5.2	1.1	0.4	1.8	1.3
Ronald Jackson	F North Carolina A&T	Argentina	2020-21 Instituto Atletico Central Cordoba	24	13	18.7	8.0	4.5	0.3	3.1	6.2	50.7%	0.2	0.9	23.8%	64.9%	1.5	3.0	0.6	0.1	1.9	0.8

Stats provided by @TBTThoughts



6/29/21

< picks >



< charge >



< haner >



< crawford >



< forman >



< cunanan >

the matchup zone

zoom the
TBT
w/ charge
+ haner



6/29/21



1



16



8



9



5



12



4



13



6



11



3



14



7



10



2



15

the matchup zone

zoom the

TST

w/ charge
+ haner



6/29/21



6



3



11



14



the matchup zone

zoom the

~~T&T~~

w/ charge
+ haner



6/29/21



VS



6

11

the matchup zone

zoom the
TBT
 w/ charge
 + haner

Team 23 (6)																							
	College	League	Season	Team	GP	GS	MIN	PTS	TRB	AST	FGM	FGA	FG%	3PM	3PA	3P%	FT%	OFF	DEF	STL	BLK	PF	TOV
Eric Washington	G Miami (OH)	Hungary	2020-21	Oroszlanyi Sporteglet E L	19	18	31.0	19.7	4.5	5.1	7.2	14.4	49.8%	1.4	3.8	36.1%	89.5%	1.5	3.0	1.8	-	1.7	2.4
Gerald Williams	G Tennessee State	Sweden	2016-17	UMEA Bskt	21	16	29.1	14.2	2.3	2.5	5.7	12.6	45.3%	0.9	2.8	30.5%	78.4%	1.0	1.3	1.1	-	2.1	2.2
Walt Lemon Jr.	G Bradley	Israel 1	2020-21	Hapoel Tel Aviv	4	-	21.0	9.0	2.0	2.5	3.3	11.8	27.7%	-	2.0	0.0%	76.9%	-	2.0	0.3	0.5	2.8	1.8
Dakarai Tucker	G Utah	G League	2020-21	Iowa Wolves	13	6	26.0	11.1	3.4	2.3	3.9	8.5	45.9%	2.6	6.6	39.5%	80.0%	0.7	2.7	1.1	0.4	2.5	2.0
Tim Quarterman	G LSU	G League	2019-20	Stoux Falls Skyforce	12	9	32.0	8.8	5.5	2.8	3.5	6.6	53.2%	1.1	2.3	46.4%	71.4%	1.2	4.3	1.3	0.2	3.3	1.8
E. Victor Nickerson	F Valparaiso	Georgia	2018-19	TSU Hyundai Tbilisi	6	3	25.3	11.8	4.8	1.7	4.0	10.7	37.5%	0.5	2.0	25.0%	60.6%	1.7	3.2	1.3	-	2.3	1.0
Eric Griffin	F Campbell	Israel 1	2020-21	Hapoel Beer Sheva	25	25	28.1	17.9	6.8	1.5	6.0	13.0	46.2%	1.7	5.4	31.3%	69.5%	2.6	4.2	0.9	1.0	3.2	2.8
Jaylen Johnson	F Louisville	G League	2019-20	Iowa Wolves	33	8	16.5	7.3	4.8	2.7	3.1	5.8	52.6%	0.2	1.2	21.1%	54.5%	2.5	2.4	0.3	0.7	2.3	1.6
Raphael Putney	F Massachusetts	G League	2020-21	Iowa Wolves	6	-	17.8	9.0	6.8	1.3	3.7	7.7	47.8%	0.7	3.0	22.2%	60.0%	1.5	5.3	0.7	1.3	2.3	1.5
Terrell Smith	F Limestone	ECBL	2020-21	Rowan County Bulls																			
Asaahn Dixon-Tatum	C Auburn	Canada	2019-20	Halifax Hurricanes	6	3	20.5	5.5	3.3	0.3	1.7	5.5	30.3%	-	-	0.0%	72.2%	2.2	1.2	0.2	0.7	2.0	1.2

Stats provided by @TBTThoughts



Georgia Kingz (11)																							
	College	League	Season	Team	GP	GS	MIN	PTS	TRB	AST	FGM	FGA	FG%	3PM	3PA	3P%	FT%	OFF	DEF	STL	BLK	PF	TOV
Deonta Stocks	G West Georgia	Brazil	2018-19	Vasco da Gama	8	5	31.4	12.0	3.4	2.3	4.5	10.9	41.4%	0.8	3.1	24.0%	72.0%	0.9	2.5	2.1	-	2.3	2.6
Jordan Adams	G UCLA	Mexico	2020-21	Libertadores de Queretaro	21	21	35.3	25.9	4.9	3.6	8.8	16.1	54.3%	2.5	6.1	40.6%	87.9%	1.4	3.5	2.2	0.2	2.5	1.9
Josh Montgomery	G Savannah State	NCAA	2013-14	Savannah State	31	15	24.6	8.7	5.0	0.6	3.0	6.9	43.7%	0.6	2.3	25.4%	70.8%	1.7	3.3	1.0	0.2	2.4	1.4
Scheraun King	G Albany State																						
Terry Martin	G Wofford	UK	2017-18	Newcastle Eagles	16	4	17.8	8.4	5.3	0.8	3.0	7.8	38.7%	0.3	0.8	33.3%	72.3%	2.4	2.9	0.9	0.4	2.1	0.8
Terrance Glass	F Philander Smith																						
Lewis Sullivan	F UAB	Ukraine	2020-21	BC Khimik	42	3	30.4	16.2	9.7	2.6	6.5	12.9	50.6%	0.3	1.4	22.4%	71.6%	2.8	6.9	0.9	0.5	2.7	1.9
Brandon Baugh	F																						
Bobby Brown	F Alabama State	Slovakia	2017-18	MbK Zu Zilina	8	7	29.8	13.8	4.8	0.5	6.0	14.6	41.0%	0.8	4.8	15.8%	50.0%	1.3	3.5	1.1	0.3	1.6	2.9
Bilal Richardson	F North Alabama	Africa League	2018-19	REG	3	1	17.9	7.0	7.3	1.3	3.0	6.3	47.4%	-	0.3	0.0%	42.9%	4.0	3.3	-	1.0	4.0	2.0
Paul Harrison	C North Greenville	Argentina	2017-18	Boca Juniors	17	2	22.0	10.8	6.0	1.0	4.6	8.1	56.9%	-	0.1	0.0%	77.1%	1.8	4.2	0.7	0.7	2.5	1.5
Duby Okeke	C Nebraska	Spain 2	2020-21	Real Murcia CB	28	-	10.7	1.4	2.4	0.3	0.6	1.4	44.7%	-	0.1	0.0%	42.9%	0.5	1.9	0.1	0.6	1.9	1.0
Amin Stevens	C Florida A&M	France 2	2020-21	Rouen Metropole Basket	33	24	28.2	13.0	7.7	1.7	5.7	10.1	56.6%	-	0.2	0.0%	49.1%	2.5	5.2	1.0	0.5	2.2	2.0

Stats provided by @TBTThoughts



6/29/21

3



VS

14



the matchup zone

zoom the



w/ charge
+ haner



6/29/21

Herd That (3)

	College	League	Season	Team	GP	GS	MIN	PTS	TRB	AST	FGM	FGA	FG%	3PM	3PA	3P%	FT%	OFF	DEF	STL	BLK	PF	TOV
Darin Johnson	G Washington	Mexico	2018-19	Rayos de Hermosillo	10	10	32.5	15.3	3.2	2.5	5.0	13.4	37.3%	2.4	6.4	37.5%	63.0%	1.2	2.0	0.7	0.2	2.0	2.2
Jon Elmore	G Marshall	Hungary	2020-21	Sopron KC	15	14	33.5	17.3	3.5	3.5	5.6	11.9	46.9%	2.3	6.2	37.6%	79.2%	0.2	3.3	1.1	0.2	2.3	1.9
Ot Elmore	G Marshall	NCAA	2017-18	Marshall	11	1	7.9	1.6	0.6	0.8	0.6	2.0	27.3%	0.6	1.9	28.6%	0.0%	0.2	0.4	-	-	0.9	0.2
Rondale Watson	G Marshall	NCAA	2018-19	Marshall	37	7	21.8	7.3	4.1	2.0	2.6	6.1	43.1%	0.4	1.5	25.0%	72.1%	1.1	3.0	0.7	0.2	2.0	1.0
Santino Ditrapano	G University of Charleston	NCAA	2015-16	University of Charleston	30	29	32.8	13.0	4.2	3.0	4.4	9.3	47.5%	1.7	3.9	43.2%	78.5%	1.2	3.1	1.0	0.0	1.8	2.2
Stevie Browning	G Marshall	Slovakia	2019-20	BK Inter Bratislava	5	2	18.9	8.2	1.8	2.6	3.0	7.8	38.5%	1.0	3.2	31.2%	100.0%	0.2	1.6	0.6	-	1.2	1.4
Derek Cooke	F Wyoming	Russia 1	2020-21	Tsmoki-Minsk	14	13	22.3	7.9	7.8	1.6	3.3	7.1	46.0%	0.1	0.1	50.0%	58.6%	2.3	5.5	1.0	0.4	2.1	1.6
Jacorey Williams	F Arkansas	Italy 1	2020-21	Dolomiti Energia Trento	29	29	29.5	17.8	7.8	1.2	7.6	13.1	57.6%	-	0.0	0.0%	69.0%	2.5	5.3	0.8	0.5	2.5	2.4
James Kelly	F Marshall	Israel 1	2019-20	Maccabi Rishon Lezion	16	8	25.3	12.8	6.5	1.6	5.1	10.1	50.3%	0.1	0.9	13.3%	69.0%	2.4	4.1	0.9	0.6	2.6	2.2
Ronald Delph	C Florida Atlantic	UK	2020-21	Glasgow Rocks	15	13	25.4	14.8	8.5	0.9	6.3	12.4	51.1%	0.7	2.1	32.3%	68.8%	3.1	5.4	0.5	1.2	2.4	1.4

Stats provided by @TBTThoughts



Team DRC (14)

	College	League	Season	Team	GP	GS	MIN	PTS	TRB	AST	FGM	FGA	FG%	3PM	3PA	3P%	FT%	OFF	DEF	STL	BLK	PF	TOV
Kenny Brown	G Ferris State	Romania	2020-21	Steaua CSM EximBank Bucuresti	22	21	31.2	15.1	2.1	4.5	5.5	12.3	44.3%	1.6	4.2	37.6%	85.3%	0.4	1.8	1.4	-	1.5	2.7
Tyshawn Taylor	G Kansas	Italy 2	2018-19	Tramec Cento	14	14	34.1	21.9	2.8	4.0	8.3	18.4	45.0%	0.9	3.8	24.5%	70.1%	0.9	1.9	1.2	0.3	2.4	2.9
Glen Rice Jr.	G Georgia Tech	Australia	2019-20	New Zealand Breakers	3	2	25.3	25.0	7.0	4.0	8.0	18.3	43.6%	2.0	7.3	27.3%	75.0%	2.0	5.0	1.3	-	3.3	1.3
Jermaine Love	G Univ. Illinois Springfield	Greece	2020-21	PAOK BC	25	22	28.2	12.7	3.0	2.7	4.2	9.2	45.4%	0.8	2.5	32.3%	94.7%	0.9	2.1	1.0	0.1	2.9	2.5
Tyshawn Patterson	G N. Greenville	Canada	2016-17	Niagara River Lions	28	7	24.9	10.5	3.1	2.0	3.8	8.4	44.9%	1.1	3.6	29.4%	73.6%	0.7	2.4	0.9	0.1	1.4	2.1
Brandon Moss	F LSU-Alexandria	Chile	2020-21	Uni. Concepcion	4	4	33.8	19.0	9.0	1.0	7.5	15.3	49.2%	1.3	4.0	31.2%	52.4%	2.0	7.0	1.3	2.8	1.8	2.3
Kenny Hall	F Western Carolina	NCAA	2014-15	Western Carolina	32	5	13.8	2.3	2.3	0.7	0.9	1.9	48.4%	-	-	0.0%	63.6%	0.8	1.5	0.2	0.7	2.5	0.6
Toarlyn Fitzpatrick	F South Florida	Greece 1	2020-21	Ionikos Nikaias BC	11	5	22.6	9.6	6.2	1.4	4.2	8.4	50.0%	0.7	3.0	24.2%	66.7%	2.3	3.9	0.9	0.4	2.6	1.6
Joe Katuka	C George Washington	NCAA	2010-11	George Washington	31	31	21.3	8.1	5.0	0.6	3.1	6.6	47.8%	-	-	0.0%	53.8%	2.2	2.8	0.7	0.9	3.2	1.7
Mike Morrison	C George Mason	Turkey 2	2020-21	Yalova Group Belediye Spor	22	20	27.1	13.1	7.5	2.4	5.2	8.4	62.5%	-	-	0.0%	51.3%	2.0	5.5	0.9	1.1	3.0	2.7

Stats provided by @TBTThoughts

< picks >



< charge >



< haner >
















< crawford >



< forman >



< cunanan >

the matchup zone

zoom the
TBT
w/ charge
+ haner



6/29/21



1



16



8



9



5



12



4



13



6



11



3



14



7



10



2



15

the matchup zone

zoom the

TST

w/ charge
+ haner



6/29/21



7



2



10



15

the matchup zone

zoom the

T&T

w/ charge
+ haner



6/29/21



VS

10



the matchup zone

zoom the
TBT
 w/ charge
 + haner

D2 (7)

	College	League	Season	Team	GP	GS	MIN	PTS	TRB	AST	FGM	FGA	FG%	3PM	3PA	3P%	FT%	OFF	DEF	STL	BLK	PF	TOV	
Gerel Simmons	G	Lincoln Memorial	Germany 2	2020-21	Artland Dragons	33	28	29.6	19.8	3.6	3.9	6.9	14.3	48.4%	2.0	4.9	41.6%	82.2%	0.8	2.8	1.0	0.1	1.6	2.5
Jhonthan Dunn	G	Southern Nazarene	Netherlands	2020-21	Landstede Zwolle	23	21	26.9	16.9	4.5	1.9	6.2	12.4	50.2%	2.3	5.5	42.1%	84.5%	1.0	3.5	1.2	0.5	2.5	2.2
Jordan Floyd	G	King University	Italy 2	2020-21	Orlandina Basket	30	30	35.6	23.7	2.8	5.3	7.8	17.2	45.2%	1.9	5.5	34.1%	82.5%	0.3	2.5	1.7	0.7	2.1	3.9
Kendale McCullum	G	Lewis University	Finland	2020-21	Helsinki Seagulls	31	31	30.0	14.5	5.1	7.0	5.1	10.4	49.1%	1.2	3.3	35.6%	75.6%	1.0	4.1	2.5	0.4	2.3	3.3
Mike Davis Jr.	G	Queens University	Georgia	2020-21	Rustavi	26	26	35.1	19.1	8.0	4.7	6.5	14.7	44.4%	2.6	7.4	35.6%	70.4%	0.8	7.2	2.7	0.5	2.4	2.5
Todd Withers	F	Queens University	Italy 1	2020-21	Fortitudo Kontatto Bologna	25	23	25.8	10.0	4.0	1.2	3.4	7.3	46.4%	1.8	4.5	41.1%	82.5%	0.7	3.3	1.1	1.0	2.0	0.8
Taren Sullivan	F	Findlay	Basketball Africa League	2020-21	Rivers Hoopers	3	3	26.4	14.3	3.3	1.3	5.3	13.0	41.0%	1.3	5.0	26.7%	77.8%	0.7	2.7	1.3	-	2.3	3.0
Shaun Willet	F	Queens University	Germany 2	2020-21	Wiha Panthers Schwenningen	12	12	32.6	19.0	9.4	2.8	7.1	11.8	60.3%	0.8	1.9	43.5%	78.7%	2.8	6.6	1.8	0.7	2.8	2.5
Josh Hawley	F	Tarleton State	Georgia	2020-21	BC Vera	14	12	29.8	15.0	10.3	1.6	6.2	13.2	47.0%	0.8	3.4	22.9%	62.5%	3.2	7.1	2.0	0.9	2.1	1.2
Dustin Sleva	F	Shippensburg	France 2	2020-21	Paris Basketball	34	19	27.1	14.2	5.9	2.5	5.1	10.1	50.0%	1.8	4.2	43.0%	87.4%	2.1	3.8	1.1	0.2	2.6	1.5
Taylor Adway	C	Ferris State	Georgia	2020-21	Mgzavrebi-Armia Tbilisi	18	17	28.5	12.9	6.8	1.4	4.8	10.8	44.6%	0.9	2.9	30.2%	59.7%	1.6	5.2	0.8	0.5	2.2	2.2

Stats provided by @TBTThoughts



Bleed Virginia (10)

	College	League	Season	Team	GP	GS	MIN	PTS	TRB	AST	FGM	FGA	FG%	3PM	3PA	3P%	FT%	OFF	DEF	STL	BLK	PF	TOV	
Ameer Jackson	G	Winston-Salem St.	NCAA	2016-17	Winston-Salem State	19	14	25.7	15.3	4.2	2.3	5.0	11.4	43.8%	1.8	4.8	37.0%	65.3%	1.2	3.1	0.8	0.2	2.5	2.5
Ed Polite	G	Radford	Italy 2	2019-20	Edilnol Pallacanestro Biella	25	25	29.4	11.7	6.4	1.3	4.0	8.2	49.0%	0.5	2.0	26.5%	70.0%	1.8	4.6	1.5	0.3	2.7	1.6
Isaac Vann	G	VCU	NCAA	2019-20	VCU	31	31	23.8	7.3	2.0	1.7	2.6	6.3	41.0%	0.7	2.0	33.9%	78.6%	0.5	1.5	1.1	0.3	1.9	1.3
James Daniel	G	Tennessee	Cyprus	2018-19	Enosis Neon Paralimni	9	3	22.6	8.9	3.9	5.6	2.3	8.6	27.3%	0.7	2.6	26.1%	84.2%	0.7	3.2	1.1	-	1.6	1.9
Marcus Evans	G	VCU	NCAA	2019-20	VCU	25	21	23.6	9.8	1.9	2.8	2.7	7.2	37.0%	1.3	3.5	37.9%	74.3%	0.5	1.4	1.4	0.1	2.8	2.6
Shawndre Jones	G	Richmond	G League	2019-20	Northern Arizona Suns	33	3	20.1	8.0	1.6	4.1	3.1	8.2	38.0%	0.6	2.3	23.7%	73.7%	0.6	1.0	0.7	0.1	1.7	2.0
Reggie Williams	F	VMI	Korea	2019-20	Ulsan Mobis Phoebus	2	1	12.1	8.0	3.0	0.5	3.5	10.5	33.3%	0.5	2.0	25.0%	100.0%	0.5	2.5	0.5	-	0.5	0.5
Terry Tarpey	F	William & Mary	France 1	2020-21	Le Mans Sarthe Basket	34	33	27.2	8.1	5.8	2.7	3.0	5.4	54.6%	0.7	1.9	36.4%	79.4%	1.1	4.7	1.4	0.7	2.2	1.2
Corey Douglas	F	VCU	NCAA	2020-21	VCU	25	18	19.4	4.5	3.4	0.6	1.9	3.6	53.9%	-	0.1	0.0%	76.2%	1.6	1.8	0.6	1.3	2.0	0.5
Osasu Osaghae	C	FIU	Finland	2020-21	Kauhajoen Karhu	17	9	23.7	13.9	7.7	0.9	5.6	9.1	61.7%	-	0.1	0.0%	70.8%	2.9	4.8	1.2	2.0	2.8	1.5

Stats provided by @TBTThoughts



6/29/21

2



VS

15



the matchup zone

zoom the



w/ charge
+ haner

Best Virginia (2)																						
College	League	Season	Team	GP	GS	MIN	PTS	TRB	AST	FGM	FGA	FG%	3PM	3PA	3P%	FT%	OFF	DEF	STL	BLK	PF	TOV
Alex Ruoff	G West Virginia	Germany 1	2020-21 Brose Baskets Bamberg	14	4	15.3	2.1	1.6	2.1	0.8	2.8	28.2%	0.3	1.5	19.0%	60.0%	0.4	1.1	0.5	0.1	1.6	0.9
Chase Harler	G West Virginia	Lithuania 2	2020-21 Palangos Kursiai	30	29	28.7	15.3	2.4	3.1	5.8	12.4	46.6%	2.2	5.3	41.2%	75.9%	0.4	2.0	1.5	0.1	2.5	2.1
Jaysean Paige	G West Virginia	Hungary	2020-21 Atomeromu SE	13	2	21.5	9.8	2.3	1.9	3.9	9.3	41.3%	1.4	3.4	40.9%	75.0%	0.3	2.0	1.9	-	3.4	1.9
Juwan Staten	G West Virginia	Hungary	2019-20 Jaszberenyi KSE	6	6	35.5	15.8	3.5	4.5	6.3	14.8	42.7%	0.3	1.5	22.2%	73.9%	1.2	2.3	1.2	-	1.7	2.7
Tarik Phillip	G West Virginia	Turkey 1	2020-21 Tofas SC	19	19	30.5	13.3	4.7	5.2	4.5	10.1	44.8%	1.7	4.4	39.3%	82.8%	0.6	4.1	2.5	0.1	2.3	2.0
Teyvon Myers	G West Virginia	France 1	2020-21 Chorale Roanne Basket	20	7	18.1	8.1	1.8	1.6	2.5	5.9	42.7%	0.9	2.1	43.9%	78.2%	0.6	1.2	1.0	-	2.2	1.6
Kevin Jones	F West Virginia	Japan 1	2020-21 Toyota Alvark	46	23	28.8	15.9	7.9	1.7	6.4	11.4	56.1%	1.0	2.4	40.5%	66.7%	2.5	5.4	1.1	0.7	1.6	0.6
John Flowers	F West Virginia	France 1	2020-21 Boulazac Basket Dordogne	31	17	28.1	13.6	3.6	1.2	4.4	11.0	40.1%	2.0	6.5	30.7%	68.5%	0.5	3.2	0.9	0.5	2.5	1.1
Jonathan Holton	F West Virginia	Russia 1	2019-20 BC Kalev-Cramo	6	-	8.0	4.5	2.7	0.5	1.7	3.2	52.6%	0.2	0.5	33.3%	85.7%	0.8	1.8	0.2	1.0	1.2	0.2
Nathan Adrian	F West Virginia	Ukraine	2020-21 MBC Mykolaiv	31	25	33.2	17.9	7.9	2.7	6.7	15.0	44.7%	1.9	5.4	36.1%	64.5%	2.1	5.8	1.1	0.6	2.6	2.1
Sagaba Konate	F West Virginia	Greece 1	2020-21 PAKO BC	21	-	14.5	6.7	4.1	0.4	2.1	3.3	62.9%	0.1	0.1	33.3%	68.0%	1.9	2.2	0.6	0.4	2.3	1.5

Stats provided by @TBTThoughts

WoCo Showtime(15)																						
College	League	Season	Team	GP	GS	MIN	PTS	TRB	AST	FGM	FGA	FG%	3PM	3PA	3P%	FT%	OFF	DEF	STL	BLK	PF	TOV
Fletcher Magee	G Wofford	Montenegro	2020-21 Studentski Centar Podgorica	23	20	26.0	12.2	2.9	2.2	3.7	8.3	45.3%	2.3	5.7	40.0%	91.8%	0.4	2.5	0.8	0.1	1.7	0.9
Eric Garcia	G Wofford	Mexico	2020-21 Soles	17	14	28.5	9.7	2.5	3.9	2.9	6.2	46.2%	2.1	4.2	49.3%	88.9%	0.4	2.2	0.5	-	1.6	1.2
Keith Braxton	G St. Francis University	NCAA	2019-20 St. Francis (PA)	32	32	36.1	17.6	7.5	3.8	6.1	13.2	46.4%	1.2	3.7	31.6%	83.2%	1.2	6.3	1.3	0.3	1.5	2.7
Larry McKnight	G Wofford	NCAA	2018-19 North Carolina Central	34	34	28.0	9.7	3.4	0.9	3.4	7.6	44.4%	0.9	3.0	30.4%	71.9%	1.1	2.3	0.5	0.1	2.5	1.8
Nate Hoover	G Wofford	NCAA	2019-20 Wofford	35	35	33.2	14.7	3.5	1.4	4.8	13.1	36.7%	2.4	8.0	29.7%	93.0%	0.2	3.3	0.6	-	1.3	1.3
Neil Rasnake	G Western Carolina	NCAA	2000-01 Western Carolina	19	1	4.2	1.1	0.2	0.3	0.4	1.3	33.3%	0.2	0.8	26.7%		0.1	0.1	0.1	0.1	0.2	0.4
Spencer Collins	G Wofford	Georgia	2018-19 Batumi-RSU	21	14	29.4	13.7	4.3	2.2	4.6	11.2	40.7%	1.2	3.9	32.1%	80.2%	2.0	2.3	1.8	0.2	2.1	1.1
Kevin Hickson	F Wofford	NCAA	2015-16 UNC Wilmington	10	1	3.4	0.8	0.4	-	0.4	0.8	50.0%	-	-	0.0%	0.0%	0.1	0.3	0.2	0.1	1.4	0.2
Lee Skinner	F Wofford	Czech	2020-21 BC Kolín	41	40	33.0	16.5	8.8	3.0	6.2	12.7	48.7%	1.4	3.9	35.6%	73.5%	3.1	5.7	1.5	0.2	1.9	1.3
Emmitt Williams	F LSU	G League	2020-21 Agua Caliente Clippers	13	1	12.3	4.2	4.2	0.3	1.6	3.2	50.0%	0.2	0.5	50.0%	83.3%	1.8	2.4	0.4	0.4	1.4	1.2
Dylan Carl	C Purdue-Fort Wayne	NCAA	2020-21 Fort Wayne	23	23	17.6	5.6	2.9	1.6	2.4	3.4	71.8%	0.0	0.0	100.0%	40.0%	1.0	2.0	0.5	0.6	1.8	1.6
Daniel Amigo	C Denver	Lithuania	2020-21 Pieno Zvaigzdes	23	22	20.6	10.0	4.5	1.3	4.2	7.7	55.1%	0.0	0.0	100.0%	57.6%	2.0	2.6	0.4	0.3	3.7	2.7

Stats provided by @TBTThoughts



6/29/21

< picks >



< charge >



< haner >





< crawford >



< forman >



< cunanan >

the matchup zone

zoom the



w/ charge
+ haner



6/29/21